



## Overview

Standard cleaning nozzles, with 35° rear jets.







## Characteristics

Front jet available upon request.

# Technical Specifications

<b>Inlet</b>	1/2" M	1/2" F	3/4" F	1" F
<b>Ø x L (mm)</b>	28 x 50	28 x 46	35 x 50	48 x 65
<b>Weight (gr)</b>	120	95	170	460
<b>Jet angle</b>	35°	35°	35°	35°
<b>Front Jet</b>	M6	M6	M6	M6
<b>Maximum Pressure (bar)</b>	300	300	300	250
<b>Flow (lt/min)</b>	50-170	50-170	60-230	70-260
<b>Working DN (mm)</b>	50-200	50-200	60-200	100-300

## Items

	<b>Part Number</b>	<b>Description</b>
	5520.20	1/2" M CELLINA NOZZLE
	5520.30	1/2" F CELLINA NOZZLE
	5520.60	3/4" F CELLINA NOZZLE
	5520.70	1" F CELLINA NOZZLE