




PTC-5D



UNIT

UNITÀ



160 kW - 220 CV/HP



Direct transmission by joint with elastic element and protective cover /
Trasmissione diretta con elemento elastico intermedio e carter di protezione



3500 mm x 1800 mm x 2200 mm
 137,8 inch x 70,9 inch x 86,6 inch



3000 Kg - 6614 lbs



HPP Serie H200

PERFORMANCE**PRESTAZIONI**

Pompa Pump	Configurazione Configuration	Portata Flow [l/min]	Portata Flow [gpm]	Pressione Pressure [Bar]	Pressione Pressure [kpsi]	[kW]	[hp]
H200 SAP-45	LP	228	60.2	355	5.1	160	220
H200 SAP-40	LP	180	47.6	450	6.5		
H200 SAP-35	LP	138	36.5	600	8.7		
H200 SAP-32	LP	115	30.4	700	10		
H200 SAP-30	MP	101	26.7	800	11.6		
H200 SAP-28	MP	88	23	1000	15		
H200 SAP-26	HP	76	20	1200	17.4		
H200 SAP-24	HP	65	17.2	1300	18.8		
H200 SAP-22	HP	55	14.5	1470	21		
H200 UAP-20	UHP	40	11	2000	30		
H200 UAP-18	UHP	33	9	2500	36		
H200 UAP-16	UHP	26	7	2800	40		

CONFIGURATION**CONFIGURAZIONI**

Bassa Pressione Low Pressure LP $p \leq 700\text{bar}$	LPm	Versione Manuale	Manual version
	LPn	Versione pneumatica	Pneumatic version
	LPX	Versione elettronica	Automatic version
Media Pressione Medium Pressure MP $700\text{bar} < p \leq 1000\text{bar}$	MPm	Versione Manuale	Manual version
	MPn	Versione pneumatica	Pneumatic version
	MPX	Versione elettronica	Automatic version
Alta Pressione High Pressure HP $1000\text{bar} < p \leq 1500\text{bar}$	HPm	Versione Manuale	Manual version
	HPn	Versione pneumatica	Pneumatic version
	HPX	Versione elettronica	Automatic version
Altissima Pressione Ultra High Pressure UHP $p > 1500\text{bar}$	UHPm	Versione Manuale	Manual version
	UHPn	Versione pneumatica	Pneumatic version
	UHPX	Versione elettronica	Automatic version

H200 UAP PUMP (by HPP)**POMPA H200 UAP (HPP)**

Plungers: <i>Pistoni</i>	Solid tungsten carbide <i>Carburo di Tungsteno</i>	
Lubrication <i>Lubrificazione</i>	Forced with oil cooler <i>Forzata con scambiatore di calore</i>	
Gear box <i>Riduttore</i>	Internal <i>Interno</i>	(1500rpm; 1800rpm)
Pump crank case <i>Meccanica</i>	Cast iron <i>Ghisa</i>	
Pump head <i>Testata</i>	Stainless Steel AISI 630 <i>Inox AISI 630</i>	
Crankshaft speed <i>Velocità albero</i>	480 rpm	
Weight <i>Peso</i>	500 kg	
Min. water inlet pressure	6 bar	
Max water inlet temp.	30°C	

**H200 SAP PUMP (by HPP)****POMPA H200 SAP (HPP)**

Plungers: <i>Pistoni</i>	Solid tungsten carbide <i>Carburo di Tungsteno</i>	
Lubrication <i>Lubrificazione</i>	Forced with oil cooler <i>Forzata con scambiatore di calore</i>	
Gear box <i>Riduttore</i>	Internal <i>Interno</i>	(1500rpm; 1800rpm)
Pump crank case <i>Meccanica</i>	Cast iron <i>Ghisa</i>	
Pump head <i>Testata</i>	Stainless Steel AISI 630 <i>Inox AISI 630</i>	
Crankshaft speed <i>Velocità albero</i>	480 rpm	
Weight <i>Peso</i>	500 kg	
Min. water inlet pressure	3 bar	
Max water inlet temp.	30°C	

**DIESEL ENGINE****MOTORE DIESEL**

Engine Motore	N67ENTHW20.00	Emission level Emissioni	EPA & CARB Tier 4B/Tier 4F 97/68/EC Stage IV/Stage V
Max power <i>Potenza massima</i>	187kW @ 2200rpm	Displacement <i>Cilindrata</i>	6.7 l
Cylinders: <i>Cilindri</i>	6	Dry Weight <i>Peso</i>	n/a



Electronic diesel engine, Turbo, water cooled with electric starter and HI-eSCR aftertreatment technology. Power Pack version.

Motore diesel elettronico, turbo, raffreddato ad acqua. Avviamento elettrico e tecnologia "HI-eSCR aftertreatment". Versione Power Pack.

For extra CEE market, available on request:

Engine Motore	FPT N67ENT	Emission level Emissioni	EPA & CARB Tier III 97/68/EC Stage IIIA
Max power Potenza massima	175kW @ 2200rpm	Displacement Cilindrata	6.7 l
Cylinders: Cilindri	6	Dry Weight Peso	n/a

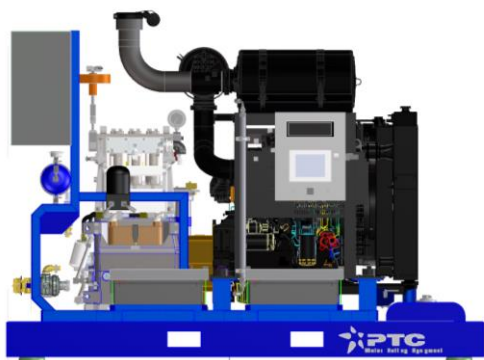


VERSION

ALLESTIMENTO

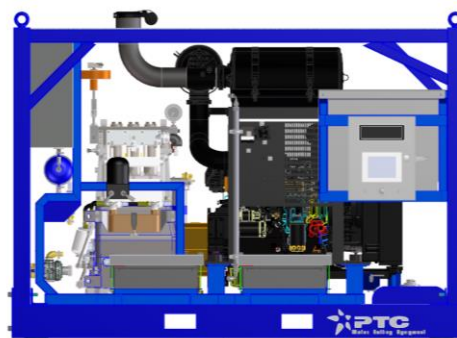
FRAME/TELAIO

Skid/Basamento




Extremely compact base unit mounted on steel frame with vibration-damping mounts, suitable for fixed installation in vehicles, trailers or containers.
Dimension (approx.): 3.000x1.500x1.500 mm
Weight (approx.): 2.500 kg

Skid + Roof




Compact unit mounted on steel frame with openings for easy transport with forklift, designed for stationary use in industrial plants or construction sites with limited space.
 Available on request in trolley version.
Dimension (approx.): 3.000x1.700x1.700 mm
Weight (approx.): 3.000 kg

Skid + Soundproof canopy/ Basamento + Cabina insonorizzata



Compact unit mounted on a steel frame with openings for easy transport with forklift, designed for stationary use in industrial plants or construction sites with open spaces. Equipped with a fiberglass casing that protects the unit from any external agents.
Dimension (approx.): 3.000x1.500x2.250 mm
Weight (approx.): 4.000 kg


Trolley mount + Roof/Telaio con carrello+tetto di copertura



In the trailer configuration/trolley configuration the base unit is mounted on double axis trolley made of treated steel, for a maximum total weight of 3.5 tonnes. Ideal for application on construction sites where ease of transport is a must.
Dimension (approx.): 3.000x1.750x2.250 mm
Weight (approx.): 3.500 kg

A) Trolley mount + Soundproof canopy/ Telaio con carrello + Cabina insonorizzata

Container on demand / Container su richiesta

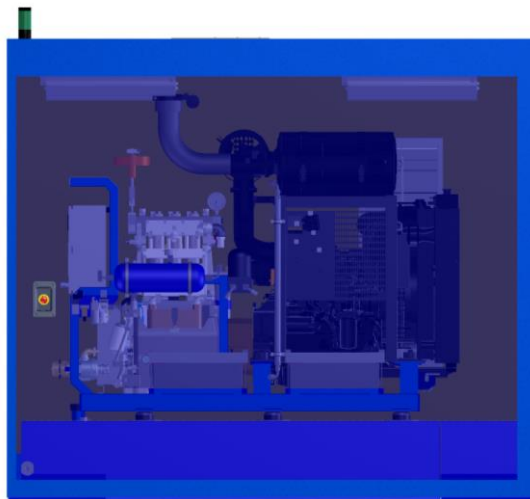


B) Road-going Trailer mount + Soundproof canopy/Telaio con carrello stradale + cabina insonorizzata



In the trailer configuration/trolley configuration the base unit is mounted on double axis/trolley made of treated steel, for a maximum total weight of 3.5 tonnes, and covered with a high-strength fiberglass casing equipped with ventilation grilles. Ideal for application on construction sites where ease of transport is a must.

Dimension (approx.): 3.000x1.750x2.250 mm
Weight (approx.): 3.500 kg





The interior fittings of containers represent a customized solution for special needs linked in particular to their use on offshore platforms.

Dimension (approx.): 3.000x2.500x2.600 mm
Weight (approx.): 3.500 kg

DOCUMENTATION

DOCUMENTAZIONE

	Use & Maintenance manual, CE and Origin Certificate.	<i>Manuale uso e manutenzione, certificato CE, certificato di origine.</i>
	Further documentation or certificates are optional and they must be defined before the order.	<i>Ulteriore documentazione o certificati solo a richiesta e devono essere definiti prima dell'ordine di acquisto.</i>

OPTIONAL

OPZIONI

OPTIONS	OPZIONI
Booster pump 150LT Stainless Steel Water tank	Pompa centrifuga Serbatoio acqua 150lt inox